



Republic of the Philippines  
**SAN FRANCISCO WATER DISTRICT**  
 San Francisco, Agusan del Sur  
**STATEMENT OF CASH FLOW**

October 31, 2024

	LAST MONTH	THIS MONTH	YEAR TO DATE
<b>CASH RECEIPTS:</b>			
Collection of Water Bills-(A/R Customers)	74,140,247.18	8,194,656.58	82,334,903.76
Collection of A/R - BIF Loan	364,650.00	47,800.00	412,450.00
Return of Cash Advance	191,341.55	23,349.40	214,690.95
Collection of A/R Others	16,000.00	3,579.56	19,579.56
Collection of Customer's Deposit	177,982.00	15,955.75	193,937.75
Collection of Misc. Service Revenue	3,220,159.10	279,037.84	3,499,196.94
Other Receipts / Income: Laboratory Testing	2,247,000.00	203,000.00	2,450,000.00
Other Receipts / Income: Interest Deposit	18,119.50		18,119.50
Advance Payment (Billing/Collection)	19,905.99	4,494.15	24,400.14
Others ( refer JV)	42,832.54		42,832.54
Taxes Withheld	(48,470.88)	(6,593.83)	(55,064.71)
<b>TOTAL CASH RECEIPTS -</b>	<b>80,389,766.98</b>	<b>8,765,279.45</b>	<b>89,155,046.43</b>
<b>CASH DISBURSEMENT:</b>			
Operation Expenses	11,169,543.98	1,416,736.33	12,586,280.31
Maintenance Expenses	1,304,832.78	238,525.93	1,543,358.71
Others Expenses: Tax Expense	1,437,336.15	543,878.00	1,981,214.15
Others Expenses: Other Charges	500.00		500.00
Others Expenses: Chemical/Lab. Supplies	284,852.55		284,852.55
Remittances	12,477,765.39	1,152,116.19	13,629,881.58
Loan Amort. - Principal: DBP	8,355,712.14		8,355,712.14
Loan Amort. - Interest: DBP	3,095,461.88		3,095,461.88
Cash Advances	14,974,529.39	3,337,156.86	18,311,686.25
CAPEX / UPIS	7,005,382.78	289,405.75	7,294,788.53
Materials and Supplies Inventory	8,861,097.46	1,849,194.73	10,710,292.19
Payment of A/P	3,496,535.57	288,533.72	3,785,069.29
Establishment of Working Fund	150,000.00		150,000.00
Invest / Special Deposit	942,216.51		942,216.51
Unappropriated Retained Earnings	944,683.38		944,683.38
LBP/JSA Online Payment	14,912.85	2,388.60	17,301.45
<b>TOTAL CASH DISBURSEMENT -</b>	<b>74,515,362.81</b>	<b>9,117,936.11</b>	<b>83,633,298.92</b>
<b>NET RECEIPTS (DISBURSEMENTS)</b>	<b>5,874,404.17</b>	<b>(352,656.66)</b>	<b>5,521,747.51</b>
<b>Add: Cash Balance, Beginning</b>	<b>26,371,675.73</b>	<b>32,246,079.90</b>	<b>26,371,675.73</b>
<b>CASH BALANCE, END</b>	<b>32,246,079.90</b>	<b>31,893,423.24</b>	<b>31,893,423.24</b>


Prepared by:

  
 KATHERINE A. BASCO  
 Sr. Corp. Accounts Analyst

Certified Correct by:

  
 JOANNE EVA J. RIMANDO  
 AGSO-A

Reviewed by:

  
 IVY P. DOLIGUEZ  
 Division Manager C - Designate

Noted by:

  
 ELMER T. LUZON  
 General Manager C

"Beyond Providing Water..."



Republic of the Philippines  
**SAN FRANCISCO WATER DISTRICT**  
 San Francisco, Agusan del Sur

**INCOME STATEMENT**  
 For the period ending October, 2024

	Last Month	Current Month	Year to Date
<b>INCOME</b>			
<u>Tax Revenue</u>			
<u>Service and Business Income</u>			
<b>Business Income</b>			
Metered Sales to General Customers	73,303,399.13	7,812,968.89	81,116,368.02
Penalty Charges	1,762,208.49	210,814.50	1,973,022.99
Interest Income	56,871.56	5,378.05	62,249.61
Miscellaneous Service Revenue	3,023,298.65	230,887.23	3,254,185.88
Laboratory Income	2,312,000.00	211,000.00	2,523,000.00
Liquidated Damages (LD)	16,039.02	-	16,039.02
<b>Total Service and Business Income</b>	<b>80,473,816.85</b>	<b>8,471,048.67</b>	<b>88,944,865.52</b>
<u>Assistance and Subsidy</u>			
<u>Shares, Grants and Donations</u>			
<b>Grants and Donations</b>			
Income from Grants and Donations in Kind	1,700,000.91	-	1,700,000.91
<b>Total Shares, Grants and Donations</b>	<b>1,700,000.91</b>	<b>-</b>	<b>1,700,000.91</b>
<u>Gains</u>			
<u>Other Non-Operating Income</u>			
<b>TOTAL INCOME</b>	<b>82,173,817.76</b>	<b>8,471,048.67</b>	<b>90,644,866.43</b>
<b>EXPENSES</b>			
<u>Personnel Services</u>			
<b>Salaries And Wages</b>			
Source of Supply Expense - Operation Supervision	697,347.00	77,050.00	774,397.00
Source of Supply Expense - Operation Labor	644,008.00	71,433.00	715,441.00
Water Treatment Expense - Operation Labor	599,044.50	70,099.00	669,143.50
Transmission & Distribution Expense - Maintenance Sup	1,655,239.00	182,998.00	1,838,237.00
Customer Account Expense - Supervision	1,145,057.00	126,585.00	1,271,642.00
Customer Account Expense - Meter Reading	448,546.50	49,758.00	498,304.50
Customer Account Expense - Customer Records & Colle	1,107,995.50	122,692.00	1,230,687.50
Administrative and General Salaries	5,297,573.50	527,581.00	5,825,154.50
Transmission & Distribution Expense - Operation Labor	2,030,674.59	225,719.00	2,256,393.59
Source of Supply - Operation Labor Casual	821,744.00	143,405.00	965,149.00
Water Treatment Expense- Operation Labor Casual	497,615.50	94,895.00	592,510.50
Customer Account Expense - customer Records & Colle	122,484.00	24,072.00	146,556.00
Salaries & Wages - Casual / Contractual	615,960.00	144,432.00	760,392.00
Transmission & Distribution Expense - Maint. Supervisio	192,944.00	45,050.00	237,994.00
Transmission & Distribution Expense - Operation Labor	148,256.00	24,072.00	172,328.00
<b>Other Compensation</b>			
Personnel Economic Relief Allowance ( PERA)	1,285,408.90	163,181.80	1,448,590.70
Representation Allowance (RA)	157,500.00	15,500.00	173,000.00
Transportation Allowance (TA)	157,500.00	15,500.00	173,000.00
Clothing / Uniform Allowance	469,000.00	-	469,000.00
Overtime and Night Pay	875,416.07	98,312.61	973,728.68
Mid-Year Bonus - 13th Month Pay	1,729,357.00	949,034.00	2,678,391.00
Year-end Bonus - 14th Month Pay	-	823,074.30	823,074.30
Cash Gift	-	4,750.00	4,750.00
Directors and Committee Members' Fees	429,804.32	63,511.03	493,315.35



Republic of the Philippines  
**SAN FRANCISCO WATER DISTRICT**  
 San Francisco, Agusan del Sur

**INCOME STATEMENT**  
 For the period ending October, 2024

	Last Month	Current Month	Year to Date
Rice Allowance	45,000.00	5,000.00	50,000.00
Medical, Dental & Hospitalization Allowance	30,000.00	-	30,000.00
Loyalty Incentive	35,000.00	-	35,000.00
<b>Personnel Benefit Contributions</b>			
Retirement & Life Insurance Premiums	1,896,738.75	210,798.24	2,107,536.99
Pag-ibig Contribution	125,600.00	14,600.00	140,200.00
Philhealth Contributions	384,767.53	-	384,767.53
Employees Compensation Insurance Premiums	66,400.00	7,300.00	73,700.00
<b>Other Personnel Benefits</b>			
Terminal Leave Benefits	180,399.13	67,182.07	247,581.20
<b>Total Personnel Services</b>	<b>23,892,380.79</b>	<b>4,367,585.05</b>	<b>28,259,965.84</b>
<b>Maintenance and Other Operating Expenses</b>			
<b>Travelling Expenses</b>			
Travelling Expenses - Local	454,544.16	23,377.00	477,921.16
<b>Training and Scholarship Expenses</b>			
Training Expenses	232,090.00	-	232,090.00
Scholarship Grants / Expenses	59,287.00	-	59,287.00
<b>Supplies and Material Expense</b>			
Office Supplies Expenses	252,165.49	76,725.00	328,890.49
Accountable Forms Expenses	73,209.73	-	73,209.73
Non-Accountable Forms Expenses	11,754.00	-	11,754.00
Medical, Dental and Laboratory Supplies Expenses	226,612.50	33,913.10	260,525.60
Fuel, Oil and Lubricants Expenses	1,336,163.56	218,202.59	1,554,366.15
Chemical and Filtering Supplies Expenses	1,142,729.08	31,136.00	1,173,865.08
Semi-Exp. - Office Equipment	64,552.00	-	64,552.00
Semi-Exp - ICT	268,048.73	47,200.00	315,248.73
Semi-Exp. Communication Equipment	64,967.00	-	64,967.00
Semi-Exp - Laboratory Equipment	36,820.00	-	36,820.00
Semi-Exp. - Tools, shops & Garage	78,794.00	20,750.00	99,544.00
Semi-Expendable - Furnitures & Fixtures	41,725.53	-	41,725.53
Other Supplies and Materials Expenses	316,066.99	56,475.51	372,542.50
<b>Utility Expenses</b>			
Electricity Expenses	670,330.15	77,522.05	747,852.20
Toiletries	76,484.00	-	76,484.00
Kitchen Utensils	750.00	-	750.00
Cleaning Materials	78,361.50	17,183.00	95,544.50
<b>Communication Expenses</b>			
Postage and Courier Expenses	2,527.00	405.00	2,932.00
Mobile	270,909.85	4,587.89	275,497.74
Internet Subscription Expenses	90,390.80	15,287.13	105,677.93
<b>Awards/Rewards, Prizes and Indemnities</b>			
Awards/Rewards Expenses	2,760.42	-	2,760.42
<b>Generation, Transmission and Distribution Expenses</b>			
Transmission & Distribution- Engineering Expenses	128,829.93	1,100.00	129,929.93
Miscellaneous Customer Accounts Expenses	4,834.50	-	4,834.50
Extraordinary Expenses	43,650.00	4,850.00	48,500.00
Miscellaneous Expenses	43,650.00	4,850.00	48,500.00
<b>Professional Services</b>			



Republic of the Philippines  
**SAN FRANCISCO WATER DISTRICT**  
 San Francisco, Agusan del Sur

**INCOME STATEMENT**  
 For the period ending October, 2024

	Last Month	Current Month	Year to Date
Legal Services	77,834.55	2,100.00	79,934.55
Auditing Services	346,487.68	-	346,487.68
Other Professional Services	46,200.00	-	46,200.00
<b>General Services</b>			
Janitorial Services	449,653.76	79,384.50	529,038.26
Security Services	3,315,226.99	466,638.28	3,781,865.27
Other General Services	512,100.36	93,286.17	605,386.53
<b>Repairs and Maintenance</b>			
Reforestation Projects	106,360.00	-	106,360.00
R&M - Power Supply Systems	2,745.88	-	2,745.88
R&M - Supply Mains	177,770.78	449.45	178,220.23
R&M - Transmission & Distribution Mains	766,336.98	111,449.48	877,786.46
R&M - Services	716,404.44	82,062.69	798,467.13
R&M - Meters	1,901.89	-	1,901.89
R&M - Hydrants	42,130.47	-	42,130.47
R&M - Collecting and Impounding Reservoirs	45,081.96	3,590.00	48,671.96
R&M - Reservoirs and Tanks	2,071.77	-	2,071.77
R&M - Buildings	385,477.57	3,036.00	388,513.57
R&M - Source of Supply Plant Structures & Improvemen	1,410.00	3,279.96	4,689.96
R&M - Other Structures	52,811.00	270.00	53,081.00
R&M - Office Equipment	74,877.00	-	74,877.00
R&M - Information & Communication Tech. Equipment	44,831.67	10,390.00	55,221.67
R&M - Construction and Heavy Equipment	43,423.36	-	43,423.36
R&M - Laboratory Equipment	46,350.00	50,120.00	96,470.00
R&M - Water Treatment Equipment	248,235.09	-	248,235.09
R&M - Tools , Shop & Garage	23,804.69	-	23,804.69
Repairs & Maintenance - Transportation Equipment - Mc	830,123.17	48,709.10	878,832.27
R&M-SEMEE - Information , Communication & Technolc	3,800.00	-	3,800.00
R&M-SEMEE- Communication Equipment	1,800.00	-	1,800.00
R&M-SEMEE - Tools , Shop & Garage	6,477.75	-	6,477.75
<b>Taxes , Insurance Premiums &amp; Other Fees</b>			
Vehicle Licenses and Insurances	21,513.12	750.00	22,263.12
Franchise Taxes	1,222,102.61	562,355.46	1,784,458.07
Real Property Taxes	244,526.96	-	244,526.96
Taxes, Duties and Licenses - Other Agencies	3,500.00	540.00	4,040.00
Fidelity Bond Premiums	60,000.00	-	60,000.00
Insurance Expenses	684,417.34	77,325.44	761,742.78
<b>Other Maintenance and Operating Expenses</b>			
Advertising , Promotional & Marketing Expenses	-	10,050.00	10,050.00
Printing & Publication Expenses	2,655.00	23,540.00	26,195.00
Representation Expense	686,275.75	44,684.68	730,960.43
Transportation and Delivery Expenses	5,227.00	862.00	6,089.00
Rent/Lease Expenses	64,000.00	4,000.00	68,000.00
Membership Dues & Contributions To Organization	23,594.00	-	23,594.00
Subscription Expenses	889.00	-	889.00
Donations	524,500.00	2,000.00	526,500.00
Major Events and Conventions Expenses	368,991.75	305,985.99	674,977.74
Other Maintenance and Operating Expense	37,743.44	10,833.28	48,576.72

*[Handwritten signatures in blue ink]*

*[Large handwritten signature in black ink]*



Republic of the Philippines  
**SAN FRANCISCO WATER DISTRICT**  
 San Francisco, Agusan del Sur

**INCOME STATEMENT**  
 For the period ending October, 2024

	Last Month	Current Month	Year to Date
<b>Total Maintenance and Other Operating Expenses</b>	<b>18,394,672.70</b>	<b>2,631,256.75</b>	<b>21,025,929.45</b>
<u>Financial Expenses</u>			
<b>Financial Expenses</b>			
DBP Loan Interest	3,095,461.88	-	3,095,461.88
Bank Charges	2,100.00	-	2,100.00
Other Financial Charges	11,374.34	1,075.54	12,449.88
<b>Total Financial Expenses</b>	<b>3,108,936.22</b>	<b>1,075.54</b>	<b>3,110,011.76</b>
<u>Direct Costs</u>			
<u>Non-Cash Expenses</u>			
<b>Depreciation</b>			
Depreciation - Land Improvements	105,046.65	11,501.39	116,548.04
Depreciation - Collecting & Impounding Reservoir	457,969.45	49,378.47	507,347.92
Depreciation - Reservoirs & Tanks	428,533.83	48,041.25	476,575.08
Depreciation - Transmission & Dist. Mains	2,803,293.64	256,758.33	3,060,051.97
Depreciation - Service Connection	851,904.84	105,233.44	957,138.28
Depreciation - Meters	1,606,888.65	199,641.15	1,806,529.80
Depreciation - Power Supply Systems	51,597.45	5,733.05	57,330.50
Depreciation - Supply Mains	188,845.75	23,299.43	212,145.18
Depreciation - Hydrants	21,767.36	2,725.13	24,492.49
Depreciation - Buildings	279,574.65	31,063.85	310,638.50
Depreciation - Source of Supply Plan Structure & Improv	133,532.64	13,918.12	147,450.76
Depreciation - Water Treatment Structures	148,520.88	16,502.32	165,023.20
Depreciation - Other Structures	77,625.30	11,378.50	89,003.80
Depreciation - Office Equipment	18,877.50	2,097.50	20,975.00
Depreciation - ICT Equipment	278,265.16	32,562.09	310,827.25
Depreciation - Machinery	62,100.00	6,900.00	69,000.00
Depreciation - Technical and Scientific Equipment	11,250.00	1,250.00	12,500.00
Depreciation - Transportation Equipment	343,621.54	40,558.13	384,179.67
Depreciation - Other Transportation Equipment	1,003,570.20	141,110.10	1,144,680.30
Depreciation - Furnitures , Fixtures and Books	37,835.10	4,203.90	42,039.00
Depreciation - Laboratory Equipment	280,267.67	29,709.69	309,977.36
Depreciation - Water Treatment Equipment	787,661.10	90,155.90	877,817.00
Depreciation - Tools Shops & Garage	33,685.50	9,537.10	43,222.60
<b>Amortization</b>			
Amortization - Computer Software	135,250.00	16,000.00	151,250.00
<b>Impairment Loss</b>			
Impairment Loss - Loans and Receivable	115,467.81	(7,213.42)	108,254.39
<b>Discounts &amp; Rebates</b>			
Rebates	1,275,379.16	138,767.22	1,414,146.38
<b>Total Non-Cash Expenses</b>	<b>11,538,331.83</b>	<b>1,280,812.64</b>	<b>12,819,144.47</b>
<b>TOTAL EXPENSES</b>	<b>56,934,321.54</b>	<b>8,280,729.98</b>	<b>65,215,051.52</b>
<b>NET INCOME (LOSS)</b>	<b>25,239,496.22</b>	<b>190,318.69</b>	<b>25,429,814.91</b>




Republic of the Philippines  
**SAN FRANCISCO WATER DISTRICT**  
San Francisco, Agusan del Sur

**INCOME STATEMENT**  
For the period ending October, 2024


Last Month      Current Month      Year to Date

Prepared by:




KATHERINE A. BASCO  
Sr. Corp. Accounts Analyst

Verified by:




JOANNE EVA J. RIMANDO  
AGSO-A

Recommending Approval:



IVY P. DOLIGUEZ  
Division Manager C - Designate

Approved by:



ELMERT. LUZON  
General Manager C



Republic of the Philippines  
**SAN FRANCISCO WATER DISTRICT**  
 San Francisco, Agusan del Sur

**BALANCE SHEET**  
 As of October 31, 2024

	Last Month	Oct-2024	Actual, This Month Amount % to Total	Actual, Last Year Amount % to Total	Increase (Decrease) Over Last Year Amount % to Total
<b>ASSETS</b>					
<u>Cash and Cash Equivalents</u>					
<b>Cash On Hand</b>					
Cash-Collecting Officers	399,369.32	(225,377.45)	173,991.87 1%	541,559.53 2%	(367,567.66) 169%
Petty Cash - Admin	25,000.00	-	25,000.00 0%	-	25,000.00 (11)%
Petty Cash - Fuel	100,000.00	-	100,000.00 0%	-	100,000.00 (46)%
Petty Cash - Prod & Eng.	25,000.00	-	25,000.00 0%	-	25,000.00 (11)%
<b>Cash in bank - Local currency</b>					
Cash in Bank Current - DBP	28,937,354.99	(127,279.21)	28,810,075.78 90%	22,884,457.45 87%	5,925,618.33 101%
Cash in Bank Current - DBP/Hold-out deposit	2,909,355.59	-	2,909,355.59 9%	2,907,584.83 11%	1,770.76 0%
Cash in Bank Savings - PNB	-	-	-	38,073.92 0%	(38,073.92) (1)%
<b>Total Cash and Cash Equivalents</b>	<b>32,396,079.90</b>	<b>(352,656.66)</b>	<b>32,043,423.24 17%</b>	<b>26,371,675.73 15%</b>	<b>5,671,747.51 42%</b>
<u>Investments</u>					
<u>Receivables</u>					
<b>Loans and Receivable Accounts</b>					
Accounts Receivable - Customers	3,174,451.40	(313,975.66)	2,860,475.74 90%	3,608,784.23 77%	(748,308.49) 87%
Allowance for Impairment- Customers	(938,313.61)	6,831.42	(931,482.19) (29)%	(830,965.09) (18)%	(100,517.10) 12%
Accounts Receivable - Dormant	931,946.14	-	931,946.14 29%	931,946.14 20%	-
Accounts Receivable - Writeoff	123,777.40	-	123,777.40 4%	123,777.40 3%	-
Cagwait Water District	4,500.00	-	4,500.00 0%	4,500.00 0%	-
Michael Ayaton thru : Cesar Yu	30,287.83	-	30,287.83 1%	30,287.83 1%	-
Bayugan Water District	11,266.00	-	11,266.00 0%	11,266.00 0%	-
Del Carmen Water District	25,000.00	-	25,000.00 1%	25,000.00 1%	-
Allowance for Impairment - Other Agency	(101,431.59)	-	(101,431.59) (3)%	(101,431.59) (2)%	-
Accounts Receivable - BIF	128,200.00	(19,100.00)	109,100.00 3%	120,400.00 3%	(11,300.00) 1%
Allowance for Impairment - BIF	(5,297.50)	382.00	(4,915.50) (0)%	(2,733.50) (0)%	(2,182.00) 0%
<b>Other Receivable</b>					
Storekeeper - Daniel Galvez Jr.	242,567.00	-	242,567.00 8%	242,567.00 5%	-
Dandy Arino	3,579.56	(3,579.56)	-	3,579.56 0%	(3,579.56) 1%

*[Handwritten signature]*

*[Handwritten signature]*

*[Handwritten signature]*

	Last Month	Oct-2024	Actual This Month Amount % to Total	Actual Last Year Amount % to Total	Increase (Decrease) Over Last Year Amount % to Total
Dominador C. Micolata / DRDF Const. & Supply	38,135.67	-	38,135.67 1%	38,135.67 1%	-
Keycevel C. Lantayona	10.00	-	10.00 0%	-	10.00 (0)%
Allowance for Impairment - Other Receivables	(161,100.81)	-	(161,100.81) (5)%	(155,545.52) (3)%	(5,555.29) 1%
<b>Total Receivables</b>	<b>3,507,577.49</b>	<b>(329,441.80)</b>	<b>3,178,135.69 2%</b>	<b>4,680,255.57 3%</b>	<b>(1,502,119.88) (11)%</b>
<b>Inventories</b>					
<b>Inventory Held for Consumption</b>					
Material Supplies Inventory - Admin	13,399,454.69	430,659.73	13,830,114.42 99%	9,797,095.89 98%	4,033,018.53 102%
Material Supplies Inventory - Laboratory	192,679.50	(33,913.10)	158,766.40 1%	250,114.00 2%	(91,347.60) (2)%
<b>Total Inventories</b>	<b>13,592,134.19</b>	<b>396,746.63</b>	<b>13,988,880.82 7%</b>	<b>10,047,209.89 6%</b>	<b>3,941,670.93 29%</b>
<b>Investment Property</b>					
<b>Property, Plant and Equipment</b>					
<b>Land</b>					
Land - Hubang	1,235,736.60	-	1,235,736.60 1%	1,235,736.60 1%	-
Land - Alegria	200,000.00	-	200,000.00 0%	200,000.00 0%	-
Land - Lapag	158,912.00	-	158,912.00 0%	158,912.00 0%	-
Land - Admin Lot	8,613,237.36	-	8,613,237.36 7%	8,613,237.36 7%	-
Land - LA WSIP	85,000.00	-	85,000.00 0%	85,000.00 0%	-
Land - Karaos	150,000.00	-	150,000.00 0%	150,000.00 0%	-
<b>Land Improvements</b>					
Land Improvements - Reforestation Projects	8,514,291.24	-	8,514,291.24 6%	7,776,619.12 6%	737,672.12 98%
Accumulated Impairment Losses - Land Improvement / Refc	(144,289.60)	(11,501.39)	(155,790.99) (0)%	(173,837.95) (0)%	18,046.96 2%
<b>Infrastructure Assets</b>					
Power Supply Systems	382,203.00	-	382,203.00 0%	382,203.00 0%	-
Accumulated Depreciation - Power Supply Systems	(257,987.25)	(5,733.05)	(263,720.30) (0)%	(206,389.80) (0)%	(57,330.50) 8%
Collecting and Impounding Reservoirs - Admin	14,281,017.95	-	14,281,017.95 11%	14,323,392.85 11%	(42,374.90) 6%
Supply Mains	2,212,312.47	-	2,212,312.47 2%	1,882,681.67 1%	329,630.80 (44)%
Reservoirs and Tanks-Admin	12,311,787.32	-	12,311,787.32 9%	12,269,468.31 10%	42,319.01 (6)%
Transmission and Distribution Mains	51,793,385.67	17,187.50	51,810,573.17 39%	64,594,648.06 50%	(12,784,074.89) 1,722%
Service Connection	5,011,673.40	29,984.72	5,041,658.12 4%	4,259,351.27 3%	782,306.85 (105)%
Meters	9,735,136.77	111,335.70	9,846,472.47 7%	8,049,361.29 6%	1,797,111.18 (242)%
Hydrants	253,379.77	-	253,379.77 0%	24,409.80 0%	228,969.97 (31)%
Other Transmission & Distribution Mains	20,537.21	-	20,537.21 0%	20,537.21 0%	-
Accumulated Depreciation - Plant (UPIS) - Collecting and In	(5,164,295.94)	(49,378.47)	(5,213,674.41) (4)%	(4,720,006.49) (4)%	(493,667.92) 67%
Accumulated Depreciation - Plant (UPIS) - Supply Mains	(452,355.11)	(23,299.43)	(475,654.54) (0)%	(263,509.36) (0)%	(212,145.18) 29%
Accumulated Depreciation - Plant (UPIS) - Reservoirs and T	(2,944,080.09)	(48,041.25)	(2,992,121.34) (2)%	(2,515,546.26) (2)%	(476,575.08) 64%
Accumulated Depreciation - Plant (UPIS) - T & D Mains	(14,508,567.25)	(243,090.93)	(14,751,658.18) (11)%	(25,929,816.64) (20)%	11,178,158.46 (1,506)%
Accumulated Depreciation - Plant (UPIS) - Service Connect	(1,701,957.35)	(42,424.16)	(1,744,381.51) (1)%	(1,360,094.15) (1)%	(384,287.36) 52%
Accumulated Depreciation - Plant (UPIS) - Meters	(2,994,033.47)	(51,449.85)	(3,045,483.32) (2)%	(2,419,709.62) (2)%	(625,773.70) 84%
Accumulated Depreciation - Plant (UPIS) - Hydrants	(26,954.63)	(2,725.13)	(29,679.76) (0)%	(5,187.27) (0)%	(24,492.49) 3%

*[Handwritten Signature]*

*[Handwritten Signature]*

*[Handwritten Signature]*



	Last Month	Oct-2024	Actual This Month Amount % to Total	Actual Last Year Amount % to Total	Increase (Decrease) Over Last Year Amount % to Total
<b>Buildings and Other Structures</b>					
Buildings	2,136,673.80	-	2,136,673.80 2%	2,136,673.80 2%	-
Buildings- Admin Building	6,784,806.85	-	6,784,806.85 5%	6,784,806.85 5%	-
Building - Warehouse & storeroom	3,058,042.49	-	3,058,042.49 2%	3,058,042.49 2%	-
Accumulated Depreciation - Building	(2,431,241.72)	(31,063.85)	(2,462,305.57) (2)%	(2,151,667.07) (2)%	(310,638.50) (39)%
Source of Supply Plant Structures & Improvements - Admin	4,264,685.82	-	4,264,685.82 3%	4,430,077.02 3%	(165,391.20) (21)%
Water Treatment Structures - GF	2,200,310.15	-	2,200,310.15 2%	2,200,310.15 2%	-
Accumulated Depreciation -Source of Supply Plant Structur	(1,408,068.57)	(13,918.12)	(1,421,986.69) (1)%	(1,439,927.13) (1)%	17,940.44 2%
Accumulated Depreciation - Water Treatment Structures	(578,977.31)	(16,502.32)	(595,479.63) (0)%	(430,456.43) (0)%	(165,023.20) (21)%
Other Structures	2,003,221.32	(71,453.00)	1,931,768.32 1%	415,746.32 0%	1,516,022.00 189%
Accumulated Depreciation - Other Structures	(155,577.80)	(11,378.50)	(166,956.30) (0)%	(77,952.50) (0)%	(89,003.80) (11)%
<b>Machinery And Equipment</b>					
Machinery	476,520.00	-	476,520.00 0%	476,520.00 0%	-
Accumulated Depreciation - Machinery	(393,300.00)	(6,900.00)	(400,200.00) (0)%	(331,200.00) (0)%	(69,000.00) (60)%
Office Equipment	180,380.38	89,000.00	269,380.38 0%	180,380.38 0%	89,000.00 78%
Accumulated Depreciation - Office Equipment	(21,725.00)	(2,097.50)	(23,822.50) (0)%	(2,847.50) (0)%	(20,975.00) (18)%
Information and Communication Technology Equipment	2,106,944.58	(72,000.00)	2,034,944.58 2%	1,815,121.58 1%	219,823.00 192%
Accumulated Depreciation - ICT	(991,524.98)	39,437.91	(952,087.07) (1)%	(860,130.82) (1)%	(91,956.25) (80)%
Construction and Heavy Equipment	687,000.00	-	687,000.00 1%	687,000.00 1%	-
Technical and Scientific Equipment	215,000.00	-	215,000.00 0%	215,000.00 0%	-
Accumulated Depreciation - Technical & Scientific Equipme	(26,250.00)	(1,250.00)	(27,500.00) (0)%	(15,000.00) (0)%	(12,500.00) (11)%
<b>Transportation Equipment</b>					
Motor Vehicles	2,840,592.81	-	2,840,592.81 2%	2,210,727.81 2%	629,865.00 38%
Accumulated Depreciation - Motor Vehicle	(1,099,003.38)	(40,558.13)	(1,139,561.51) (1)%	(755,381.84) (1)%	(384,179.67) (23)%
Other Transportation Equipment	9,407,340.00	-	9,407,340.00 7%	6,870,000.00 5%	2,537,340.00 155%
Accumulated Depreciation - Other Transportation	(6,156,070.20)	(141,110.10)	(6,297,180.30) (5)%	(5,152,500.00) (4)%	(1,144,680.30) (70)%
<b>Furnitures , Fixtures and Books</b>					
Furnitures and Fixtures	273,656.00	-	273,656.00 0%	273,656.00 0%	-
Accumulated Depreciation - Furniture and Fixtures	(144,410.10)	(4,203.90)	(148,614.00) (0)%	(106,575.00) (0)%	(42,039.00) 100%
<b>Other Property , Plant &amp; Equipment</b>					
Laboratory Equipment	2,057,688.01	-	2,057,688.01 2%	2,213,852.54 2%	(156,164.53) 32%
Accumulated Depreciation - Laboratory Equipment	(650,911.63)	(29,709.69)	(680,621.32) (1)%	(765,808.49) (1)%	85,187.17 (17)%
Water Treatment Equipment - Admin	17,558,786.17	-	17,558,786.17 13%	17,659,266.17 14%	(100,480.00) 21%
Accum. Depreciation - Water Treatment Equipment	(4,719,705.36)	(90,155.90)	(4,809,861.26) (4)%	(4,154,524.26) (3)%	(655,337.00) 134%
Tools , Shops & Garage	1,053,008.20	-	1,053,008.20 1%	671,524.20 1%	381,484.00 (78)%
Accum. Depreciation - Tools , Shops & Garage	(33,685.50)	(9,537.10)	(43,222.60) (0)%	-	(43,222.60) 9%
<b>Construction in Progress</b>					
CIP - Detailed Engineering Design for Lucac WSSP	2,285,556.65	-	2,285,556.65 2%	2,285,556.65 2%	-
CIP - Expansion of 3" dia. distribution pipeline at Brgy. Ebro	1,460,558.01	-	1,876,790.01 1%	-	1,876,790.01 102%

*Handwritten signature*

*Handwritten signature*

	Last Month	Oct-2024	Actual This Month Amount % to Total	Actual Last Year Amount % to Total	Increase (Decrease) Over Last Year Amount % to Total
CIP - Expansion of 3" diameter uPVC distribution pipelines :	277,131.98	-	277,131.98 0%	-	277,131.98 15%
CIP - Installation of 1 1/4" HDPE pipe at Purok 6, Lapinigan	40,733.25	-	40,733.25 0%	-	40,733.25 2%
CIP - Construction of Manag-as Creek Source No. 2 Collect	1,967,006.44	129,310.00	2,096,316.44 2%	1,257,727.00 1%	838,589.44 46%
CIP - Installation of Supply Lines at Tuwa-tuwa Creek Sour	277,758.02	-	277,758.02 0%	-	277,758.02 15%
CIP - Function Hall Conversion and Buildout	85,576.99	358,734.50	444,311.49 0%	-	444,311.49 24%
CIP - Construction of Intake dam at Tuwa-tuwa Creek Sour	18,290.00	41,000.00	59,290.00 0%	-	59,290.00 3%
CIP J.O. - DANILO ABORDE	305,298.00	(305,298.00)	- 0%	28,620.00 0%	(28,620.00) (2)%
CIP J.O. - Rudolfo C. Delos Reyes, Jr.	58,317.98	33,979.00	92,296.98 0%	-	92,296.98 5%
CIP J.O. - Alejandro O. Ledesma	-	35,500.00	35,500.00 0%	-	35,500.00 2%
CIP J.O - Jelly O. Capestrano	-	4,000.00	4,000.00 0%	-	4,000.00 0%
CIP J.O. - Vencent L. Wong	19,140.00	-	19,140.00 0%	25,122.00 0%	(5,982.00) (0)%
<b>Total Property, Plant and Equipment</b>	<b>132,080,013.42</b>	<b>(45,429.44)</b>	<b>132,034,583.98 69%</b>	<b>128,158,692.64 72%</b>	<b>3,875,891.34 29%</b>

**Biological Assets**

**Intangible Assets**

**Intangible Assets**

Computer Software	1,440,612.80	-	1,440,612.80 197%	1,370,612.80 169%	70,000.00 (86)%
Accumulated Amortization - Computer Software	(748,000.00)	(16,000.00)	(764,000.00) (105)%	(612,750.00) (76)%	(151,250.00) 186%
Websites	3,000.00	-	3,000.00 0%	3,000.00 0%	-
<b>Development in Progress</b>	<b>50,000.00</b>	<b>-</b>	<b>50,000.00 7%</b>	<b>50,000.00 6%</b>	<b>-</b>
Development in Progress - Computer Software					
<b>Total Intangible Assets</b>	<b>745,612.80</b>	<b>(16,000.00)</b>	<b>729,612.80 0%</b>	<b>810,862.80 0%</b>	<b>(81,250.00) (1)%</b>

**Other Assets**

**Advances**

Cheryl S. Catalan/Cashier A	-	1,470.00	1,470.00 0%	-	1,470.00 1%
Ruben M. Jarabata, Jr.	155,400.00	-	155,400.00 2%	-	155,400.00 53%
Noemi S. Costillas	304,000.00	(226,000.00)	78,000.00 1%	-	78,000.00 27%
Mark Cromes C. Perez	-	36,000.00	36,000.00 0%	-	36,000.00 12%
Hazel S. Recorba	-	4,500.00	4,500.00 0%	-	4,500.00 2%
Elmer T. Luzon	-	20,549.00	20,549.00 0%	-	20,549.00 7%
Cheryl Catalan	3,000.00	-	3,000.00 0%	-	3,000.00 1%
Deese Marie T. Zabala	-	4,120.00	4,120.00 0%	-	4,120.00 1%
Lean V. Banasig	3,000.00	-	3,000.00 0%	-	3,000.00 1%
Karen Grace B. Gerno	3,000.00	-	3,000.00 0%	-	3,000.00 1%

**Prepayments**

Prepaid Insurance - Vehicle	205,664.03	(17,753.03)	187,911.00 2%	158,024.62 2%	29,886.38 21%
Prepaid Insurance - Fire Insurance	437,828.88	(59,572.41)	378,256.47 4%	254,269.52 4%	123,986.95 87%
Withholding Tax at source	18,677.46	(11,883.63)	6,793.83 0%	15,534.34 0%	(8,740.51) (6)%

**Deposits**




	Last Month	Oct-2024	Actual This Month Amount % to Total	Actual Last Year Amount % to Total	Increase (Decrease) Over Last Year Amount % to Total
Cash-in-bank / DBP - Customers Deposit	3,160,278.69	2,156.78	3,162,435.47 36%	3,141,804.30 43%	20,631.17 19%
Cash-in-Bank / DBP - eGOV	-	86,644.69	86,644.69 1%	-	86,644.69 81%
<b>Restricted Fund</b>					
Cash-in-bank / JSA -LBP	3,214,492.35	4,534.33	3,219,026.68 37%	2,248,459.66 31%	970,567.02 100%
<b>OTHER ASSETS</b>					
Salvage Value	1,413,943.99	-	1,413,943.99 16%	1,413,943.99 19%	-
<b>Total Other Assets</b>	<b>8,938,060.10</b>	<b>(174,008.97)</b>	<b>8,764,051.13 5%</b>	<b>7,252,983.87 4%</b>	<b>1,511,067.26 11%</b>
<b>TOTAL ASSETS</b>	<b>191,259,477.90</b>	<b>(520,790.24)</b>	<b>190,738,687.66 100%</b>	<b>177,321,680.50 100%</b>	<b>13,417,007.16 100%</b>





*Summit*

Actual This Month  
Amount % to Total

Actual Last Year  
Amount % to Total

Actual This Month  
Amount % to Total

Oct-2024

Last Month

Actual This Month  
Amount % to Total

Increase (Decrease)  
Over Last Year  
Amount % to Total

**LIABILITIES**

Financial Liabilities

**Payables**

SFWD Concessionaires	(33,369.19)	(981.60)	(34,350.79)	(0)%	(26,497.99)	(0)%	(7,852.80)	0%
SFWD Concessionaires - Judith T. Miro (12121)	11,473.70	(1,788.95)	9,684.75	0%	56,358.85	0%	(46,674.10)	2%
SFWD Concessionaires - Expansion	(153.00)	-	(153.00)	(0)%	(153.00)	(0)%	-	(0)%
Golden Bat (FAR EAST) Inc.	1,560.00	-	1,560.00	0%	1,560.00	0%	-	0%
Grace Ong Enterprises	28,465.00	(28,465.00)	-	0%	41,945.00	0%	(41,945.00)	2%
Mystic Water Philippines, Inc.	2,895.00	-	2,895.00	0%	2,895.00	0%	-	0%
Tradepoints, Inc.	12,678.01	-	12,678.01	0%	9,983.17	0%	2,694.84	(0)%
Mabuhay Vinyl Corporation	343,181.81	-	343,181.81	1%	343,181.81	1%	-	0%
JSS Micro Services	25,000.00	-	25,000.00	0%	25,000.00	0%	-	0%
Technical Education and Skills Development Authority	6,750.00	-	6,750.00	0%	6,750.00	0%	-	0%
JY Storm Advertising Corporation	17,850.00	-	17,850.00	0%	17,850.00	0%	-	0%
Agusan Legacy Hardware and Construction Supplies (ALAC)	4,145.00	(4,145.00)	-	0%	254,000.00	0%	(254,000.00)	13%
Marbel Universal Trading, Inc.	5,506.00	-	5,506.00	0%	-	-	5,506.00	(0)%
Omnibus Bio-Medical Systems, Inc.	2,390.00	-	2,390.00	0%	-	-	2,390.00	(0)%
Home Development Mutual Fund	-	145,204.30	145,204.30	0%	-	-	145,204.30	(7)%
Globe Telecom	-	3,524.80	3,524.80	0%	2,994.33	0%	530.47	(0)%
Cheryl S. Catalan / Cashier A	-	1,470.00	1,470.00	0%	-	-	1,470.00	(0)%
Innovate Communications, Inc.	-	4,175.25	4,175.25	0%	3,788.41	0%	386.84	(0)%
<b>Bills/Bonds/Loans Payable</b>								
DBP Loans Payable	50,140,625.37	-	50,140,625.37	94%	56,162,760.96	88%	(6,022,135.59)	72%
DBP LOAN - CURRENT PORTION	2,785,237.35	-	2,785,237.35	5%	5,118,813.90	8%	(2,333,576.55)	28%
<b>Total Financial Liabilities</b>	<b>54,371,327.49</b>	<b>(898,098.64)</b>	<b>53,473,228.85</b>	<b>87%</b>	<b>63,820,948.98</b>	<b>89%</b>	<b>(10,347,720.13)</b>	<b>98%</b>

Inter-agency Payables

**Inter-Agency Payables**

Withholding Tax on Compensation	135,848.93	-	135,848.93	29%	105,850.50	37%	29,998.43	17%
Expanded Withholding Tax (1%) - GF	13,923.11	11,504.79	25,427.90	5%	14,958.61	5%	10,469.29	6%
Expanded Withholding Tax (2%) - GF	13,547.68	648.48	14,196.16	3%	11,121.64	4%	3,074.52	2%
Expanded Withholding Tax (10% - BOD)	3,675.00	(367.50)	3,307.50	1%	5,439.00	2%	(2,131.50)	(1)%
Withholding Tax on GMP - GVAT (5%) - GF	83,183.12	57,721.30	140,904.42	30%	65,618.10	23%	75,286.32	42%
Expanded Withholding Tax 3% - GF	3,091.34	2,056.30	5,147.64	1%	8,463.32	3%	(3,315.68)	(2)%
GSIS - Life and Retirement Premium	67,025.56	13,843.12	80,868.68	17%	39,850.60	14%	41,018.08	23%
GSIS - Salary Loan	118.76	-	118.76	0%	118.76	0%	-	0%
GSIS - Policy Loan	2,015.00	100.00	2,115.00	0%	2,115.00	1%	-	1%
GSIS - Emergency Loan	(514.03)	2,090.18	1,576.15	0%	1,576.15	1%	-	1%

*[Handwritten Signature]*

*[Handwritten Signatures]*

	Last Month	Oct-2024	Actual This Month Amount % to Total	Actual Last Year Amount % to Total	Increase / (Decrease) Over Last Year Amount % to Total
PAG-IBIG Multi-Purpose Loan	(4,818.14)	5,565.54	747.40 0%	-	747.40 0%
Due to PhilHealth	6,501.31	47,306.47	53,807.78 12%	31,803.02 11%	22,004.76 12%
<b>Total Inter-agency Payables</b>	<b>303,771.27</b>	<b>160,295.05</b>	<b>464,066.32 1%</b>	<b>286,914.70 0%</b>	<b>177,151.62 (2)%</b>
<u>Intra-Agency Payables</u>					
<u>Trust Liabilities</u>					
<b>Trust Liabilities</b>					
Customer's Deposits Payable	3,688,513.70	15,955.75	3,704,469.45 86%	3,530,545.75 86%	173,923.70 102%
Advance Payment by Customers	46,943.59	2,929.45	49,873.04 1%	39,581.31 1%	10,291.73 6%
MUNICIPALITY OF BUNAWAN (6725)	469,754.00	(8,000.00)	461,754.00 11%	486,754.00 12%	(25,000.00) (15)%
LGU - STA. JOSEFA, ADS (7968)	100.00	-	100.00 0%	10,100.00 0%	(10,000.00) (6)%
WORLD VISION DEVELOPMENT FOUNDATION INC.	32,550.00	-	32,550.00 1%	32,550.00 1%	-
LGU - CAGWAIT	4,550.00	-	4,550.00 0%	4,550.00 0%	-
Province of Agusan del Sur	1,000.00	6,000.00	7,000.00 0%	7,000.00 0%	-
LGU San Miguel Water System	1,000.00	-	1,000.00 0%	1,000.00 0%	-
Philisaga Mining Corp.	4,000.00	-	4,000.00 0%	4,000.00 0%	-
LGU-Rosario (06051)	-	2,000.00	2,000.00 0%	-	2,000.00 1%
Hinatuan Water District	1,000.00	-	1,000.00 0%	-	1,000.00 1%
NEMSU Bislig Campus (14065)	-	5,000.00	5,000.00 0%	-	5,000.00 3%
LGU-Rosario Water Works	-	14,000.00	14,000.00 0%	-	14,000.00 8%
<b>Total Trust Liabilities</b>	<b>4,249,411.29</b>	<b>37,885.20</b>	<b>4,287,296.49 7%</b>	<b>4,116,081.06 6%</b>	<b>171,215.43 (2)%</b>
<u>Deferred Credits / Unearned Income</u>					
<b>Deferred Credits</b>					
Other Deferred Credits - MLP	493.94	-	493.94 100%	493.94 100%	-
<b>Total Deferred Credits / Unearned Income</b>	<b>493.94</b>	<b>-</b>	<b>493.94 0%</b>	<b>493.94 0%</b>	<b>-</b>
<u>Provisions</u>					
<b>Provisions</b>					
Leave Benefits Payable	3,368,040.12	(11,190.54)	3,356,849.58 100%	3,864,095.93 100%	(507,246.35) 100%
<b>Total Provisions</b>	<b>3,368,040.12</b>	<b>(11,190.54)</b>	<b>3,356,849.58 5%</b>	<b>3,864,095.93 5%</b>	<b>(507,246.35) 5%</b>
<u>Other Payables</u>					
<b>TOTAL LIABILITIES</b>	<b>62,293,044.11</b>	<b>(711,108.93)</b>	<b>61,581,935.18 100%</b>	<b>72,088,534.61 100%</b>	<b>(10,506,599.43) 100%</b>
<u>EQUITY</u>					
<u>Government Equity</u>					
<b>Government Equity</b>					
Government Equity	10,739,312.01	-	10,739,312.01 30%	10,739,312.01 99%	-
Contributed Capital	135,000.00	-	135,000.00 0%	135,000.00 1%	-
Net Income (Loss)	25,239,496.22	190,318.69	25,429,814.91 70%	-	25,429,814.91 100%
<b>Total Government Equity</b>	<b>36,113,808.23</b>	<b>190,318.69</b>	<b>36,304,126.92 28%</b>	<b>10,874,312.01 10%</b>	<b>25,429,814.91 106%</b>
<u>Retained Earnings / Deficit</u>					

*WMM*

*Filman*


*ATFASCO*

	Oct-2024	Last Month	Actual This Month Amount % to Total	Actual Last Year Amount % to Total	Increase/(Decrease) Over Last Year Amount % to Total
<b>Retained Earnings /(Deficit)</b>					
Retained Earnings / ( Deficit)	=	92,852,625.56	92,852,625.56 100%	94,358,833.88 100%	(1,506,208.32) 100%
<b>Total Retained Earnings / Deficit</b>	-	<u>92,852,625.56</u>	<u>92,852,625.56 72%</u>	<u>94,358,833.88 90%</u>	<u>(1,506,208.32) (6)%</u>
<b>Stockholders' Equity</b>					
<u>Cumulative Translation Adjustment</u>		128,966,433.79	129,156,752.48 100%	105,233,145.89 100%	23,923,606.59 100%
<b>TOTAL EQUITY</b>		<u>382,518,955.80</u>	<u>190,738,687.66 100%</u>	<u>177,321,680.50 100%</u>	<u>13,417,007.16 100%</u>
<b>TOTAL LIABILITIES AND EQUITY</b>					


Prepared by:

  
**KATHERINE A. BASCO**  
 Sr. Corp. Accounts Analyst

Verified by:

  
**JOANNE EVA J. RIMANDO**  
 AGSO-A

Recommending Approval:

  
**IVY P. DELIGUEZ**  
 Division Manager C - Designate

Approved by:

  
**ELMER T. LUZON**  
 General Manager C

*"Beyond Providing Water..."*